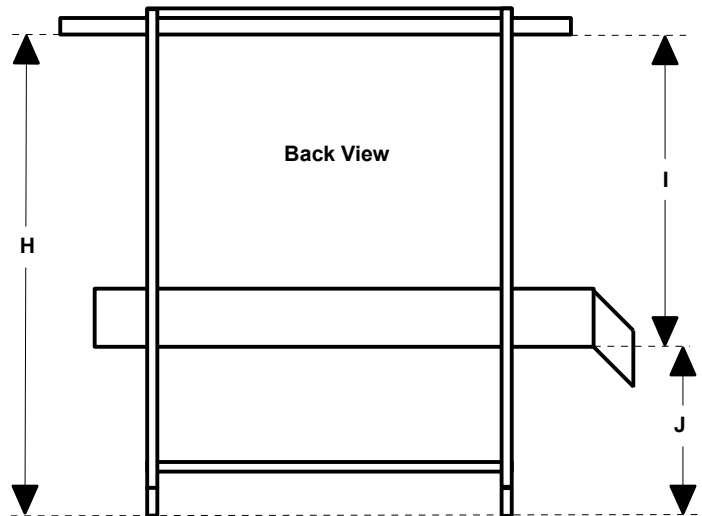
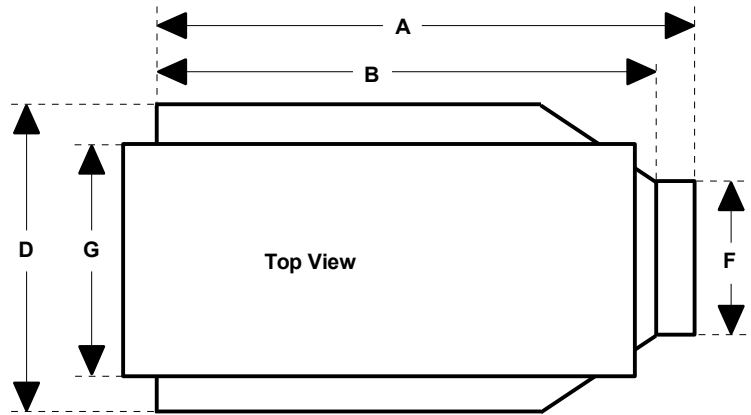
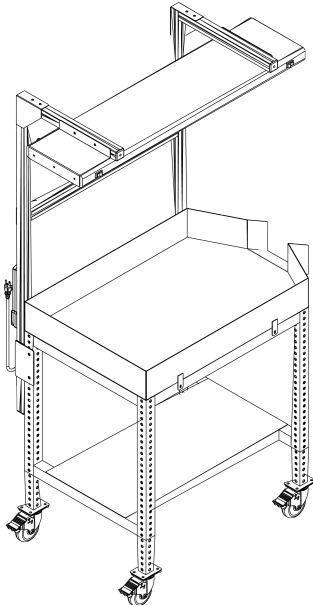


Quote Information



- A- Table to end of Discharge Tray: _____
- B- Table Length: _____
- D- Table Width: _____
- F- Discharge Tray Width _____
- G- Light fixture pan width: _____
- H- Bottom of light to floor: _____
- I- Bottom of light to bottom of table: _____
- J- Bottom of table to floor: _____

- Delete standard light fixture.
- Delete light fixture, but leave light stand.
- Add counting scale. Delete discharge tray.
- Add wight scale.

Standard table includes 12 gauge welded steel construction, a lighted work area mounted on structure, telescoping legs – range from 33.5"-42.5", (4) toe-locking casters, stainless steel top with 6" deep pan and straight discharge tray at end. Tables are white powder coated and have a one year warranty on entire system.

Contact Information

Company Name _____

Contact Person _____

Address _____

City, State, Zip _____

Phone () - ext. _____

Fax () - _____

E-mail _____

All dimensions must be completed for a Quote to be given.

**Please Fax to (815)337-3020 or
E-mail to sales@macautomation.com**